

BUDGET VS ACTUAL BY BUDGET ITEMS

3BR/ 2 Baths in Hot Church Hill Neighborhood!

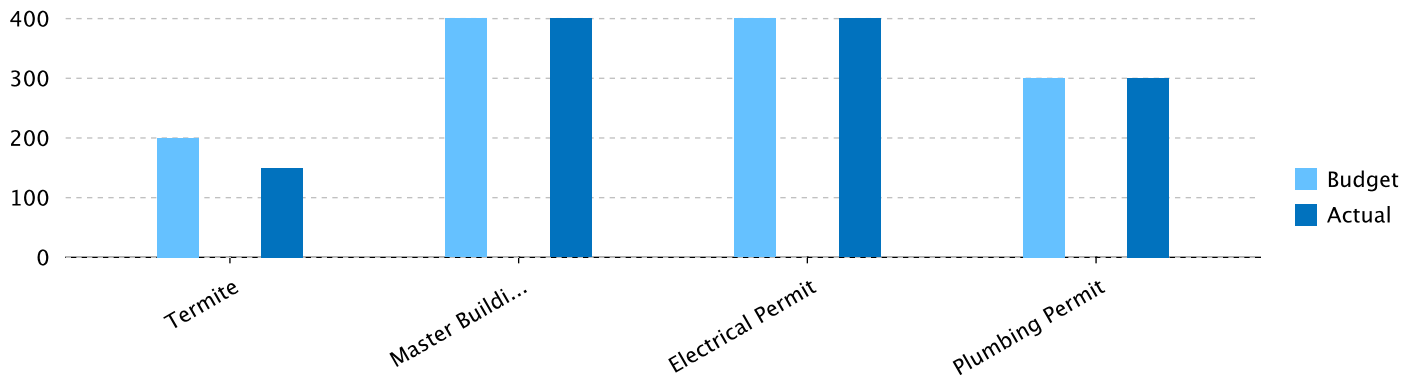
	Budget	Budget \$/ft	Actual	Actual \$/ft	Variance	Variance \$/ft
Soft Costs						
[Inspections] Termite	200.00	0.13	150.00	0.10	50.00	0.03
[Building Permits] Master Building Permit	400.00	0.25	400.00	0.25	0.00	0.00
[Building Permits] Electrical Permit	400.00	0.25	400.00	0.25	0.00	0.00
[Building Permits] Plumbing Permit	300.00	0.19	300.00	0.19	0.00	0.00
Hard Costs						
[Demo] Dumpster	400.00	0.25	400.00	0.25	0.00	0.00
[Demo] Demo Labor	300.00	0.19	600.00	0.38	(300.00)	(0.19)
[Flooring] Flooring Material for Kitchen	474.00	0.30	350.00	0.22	124.00	0.08
[Flooring] Flooring Material for Bathroom 1	256.00	0.16	200.00	0.13	56.00	0.04
[Flooring] Flooring Material for Bathroom 2	128.00	0.08	100.00	0.06	28.00	0.02
[Flooring] Flooring for Backroom	285.00	0.18	0.00	0.00	285.00	0.18
[Flooring] Flooring Labor	175.00	0.11	250.00	0.16	(75.00)	(0.05)
[Flooring] Qtr Round Material	55.20	0.04	50.00	0.03	5.20	0.00
[Flooring] Remove Carpet on Stairs Labor	100.00	0.06	300.00	0.19	(200.00)	(0.13)
[Flooring] Cap Stair Treads Material	425.00	0.27	0.00	0.00	425.00	0.27
[Paint/Stains] Paint Labor and Material	2,758.00	1.75	2,900.00	1.84	(142.00)	(0.09)
[Kitchen Cabinets and Countertop] Granite Countertops	2,200.00	1.40	1,500.00	0.95	700.00	0.44
[Kitchen Cabinets and Countertop] Kitchen Cabinet Material	4,500.00	2.86	4,200.00	2.66	300.00	0.19
[Kitchen Cabinets and Countertop] Kitchen Cabinet Install Labor	315.00	0.20	500.00	0.32	(185.00)	(0.12)
[Kitchen Appliances] Refrigerator	550.00	0.35	400.00	0.25	150.00	0.10
[Kitchen Appliances] Range	600.00	0.38	600.00	0.38	0.00	0.00
[Kitchen Appliances] Range Hood	250.00	0.16	250.00	0.16	0.00	0.00
[Kitchen Appliances] Dishwasher	300.00	0.19	300.00	0.19	0.00	0.00
[Kitchen Appliances] Installation Labor	280.00	0.18	500.00	0.32	(220.00)	(0.14)
[Plumbing] Kitchen Sink	150.00	0.10	200.00	0.13	(50.00)	(0.03)

Hard Costs

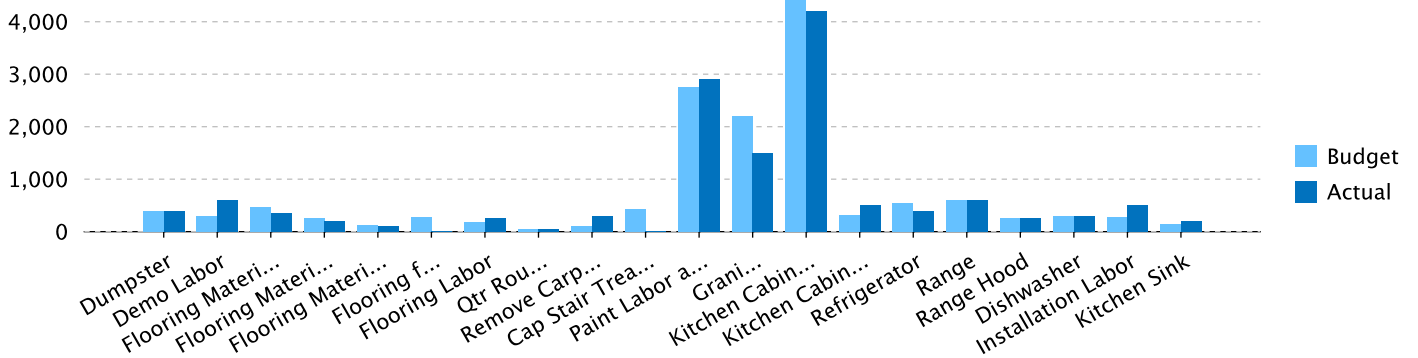
[Plumbing] Kitchen Faucet	135.00	0.09	120.00	0.08	15.00	0.01
[Plumbing] Refrigerator Water Line	100.00	0.06	80.00	0.05	20.00	0.01
[Plumbing] Disposal Part	90.00	0.06	90.00	0.06	0.00	0.00
[Plumbing] Labor	200.00	0.13	0.00	0.00	200.00	0.13
[Electrical] Dishwasher Line	250.00	0.16	250.00	0.16	0.00	0.00
[Electrical] Disposal Line	250.00	0.16	250.00	0.16	0.00	0.00
[Electrical] General maintenance and updating	80.00	0.05	900.00	0.57	(820.00)	(0.52)
[Drywall] Sheetrock	110.00	0.07	11.00	0.01	99.00	0.06
[Drywall] Mud	30.00	0.02	0.00	0.00	30.00	0.02
[Drywall] Labor	200.00	0.13	200.00	0.13	0.00	0.00
[HVAC] Clean and Inspect Duct Work	500.00	0.32	520.00	0.33	(20.00)	(0.01)
[HVAC] New HVAC Lines	2,500.00	1.59	1,200.00	0.76	1,300.00	0.82
[Insulation] Crawl Insulation Material	540.00	0.34	400.00	0.25	140.00	0.09
[Insulation] Crawl Insulation Labor	100.00	0.06	150.00	0.10	(50.00)	(0.03)
[Insulation] Rear Room Walls Material	176.00	0.11	0.00	0.00	176.00	0.11
[Insulation] Rear Room Walls Labor	300.00	0.19	0.00	0.00	300.00	0.19
[Trim] Crown and Cabinet	60.00	0.04	80.00	0.05	(20.00)	(0.01)
[Trim] Labor	120.00	0.08	150.00	0.10	(30.00)	(0.02)
[Miscellaneous] Rear Gate/Fence	500.00	0.32	0.00	0.00	500.00	0.32
[Miscellaneous] Landscaping	250.00	0.16	0.00	0.00	250.00	0.16
[Miscellaneous] Landscaping	120.00	0.08	250.00	0.16	(130.00)	(0.08)
[Miscellaneous] Pavers	30.00	0.02	0.00	0.00	30.00	0.02
[Miscellaneous] Powerwash	180.00	0.11	140.00	0.09	40.00	0.03
[Siding/Gutters] Repair and adjustment	90.00	0.06	250.00	0.16	(160.00)	(0.10)
[Roofing] Redo flashing	300.00	0.19	200.00	0.13	100.00	0.06
[Roofing] General inspection	120.00	0.08	0.00	0.00	120.00	0.08
[Windows and Doors] Rear Window	250.00	0.16	250.00	0.16	0.00	0.00
[Windows and Doors] Closet Doors	450.00	0.29	390.00	0.25	60.00	0.04
[Windows and Doors] Closet Door Installation	180.00	0.11	200.00	0.13	(20.00)	(0.01)
[Windows and Doors] Front and Rear Door Hardware	100.00	0.06	120.00	0.08	(20.00)	(0.01)

Unspecified	0	0	150.00	0.10	(150.00)	(0.10)
TOTAL	24,112.20	15.30	21,201.00	13.45	2,911.20	1.85

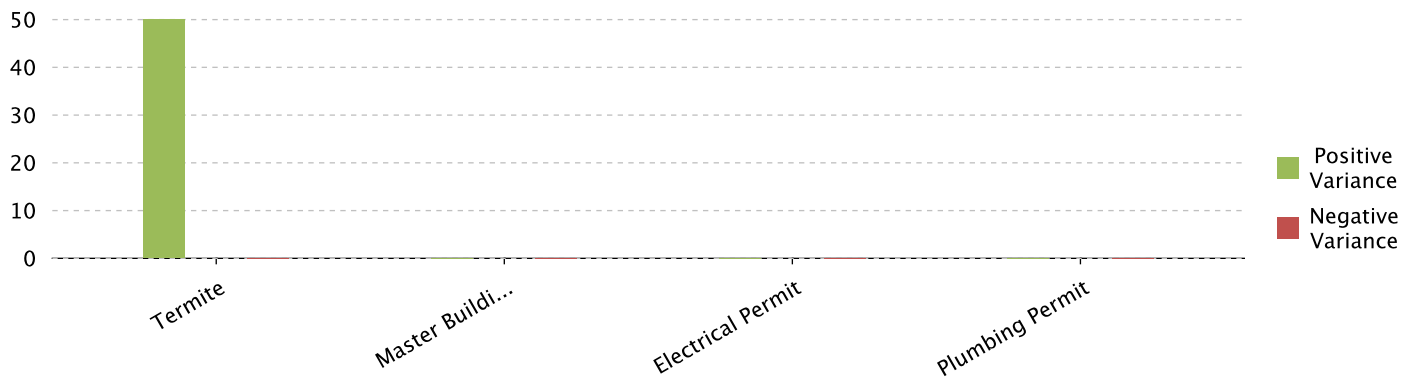
Soft Costs Budget vs Actual



Hard Costs Budget vs Actual



Soft Costs Construction Variances (Positive # = saving, Negative # = cost overrun)



Hard Costs Construction Variances (Positive # = saving, Negative # = cost overrun)

